

FRAMBURG



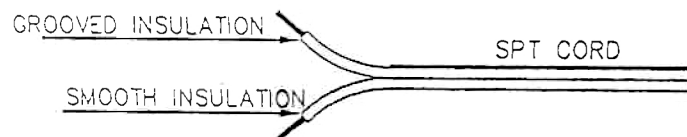
FIXTURE MOUNT WIRING INSTRUCTION

ELECTRICAL WALL BOXES AND CEILING BOXES HAVE BLACK AND WHITE FEEDER LEADS.

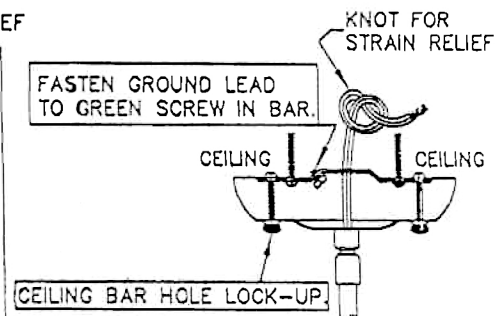
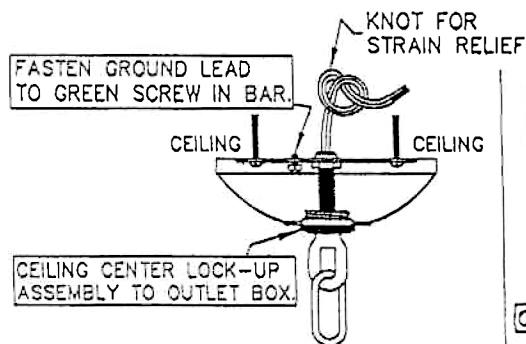
CEILING & WALL MOUNT FIXTURE UNITS ARE CONNECTED AS FOLLOWS:

GOLD, SILVER OR BLACK SPT LEADS DOUBLE CORD SPLIT:
SMOOTH INSULATION TO BLACK/GROOVED INSULATION TO WHITE.

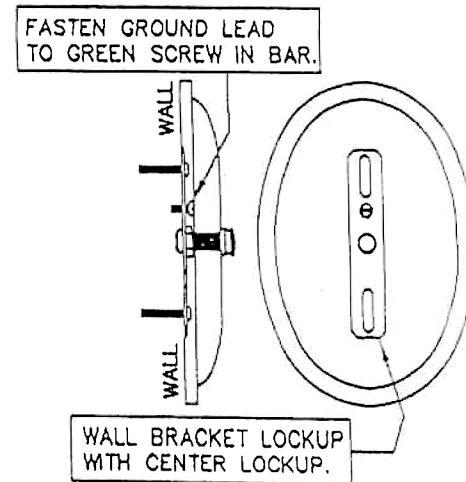
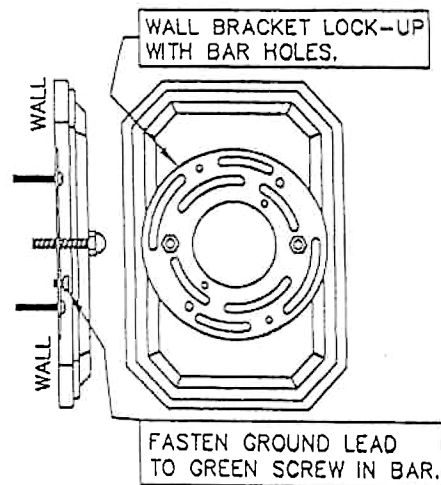
GROUND WIRE WILL BE FASTENED TO GREEN SCREW IN BAR.



IMPORTANT GROUNDING & FASTENING INSTRUCTIONS



CAUTION - WHEN WIRING CEILING UNITS THE NEUTRAL WIRE (PLAIN) WILL CONNECT TO THE *WHITE* LEAD IN CEILING OUTLET. THE TINNED LEAD WILL CONNECT TO THE *BLACK* LEAD.



CAUTION - CHAIN HUNG UNITS MOUNTING HOOKS (LOOPS) SHOULD ENGAGE CHAIN ONLY AND NOT ELECTRIC CORD. INSTALLATION SHALL NOT BE MADE ON RADIANT HEATING TYPE CEILING.