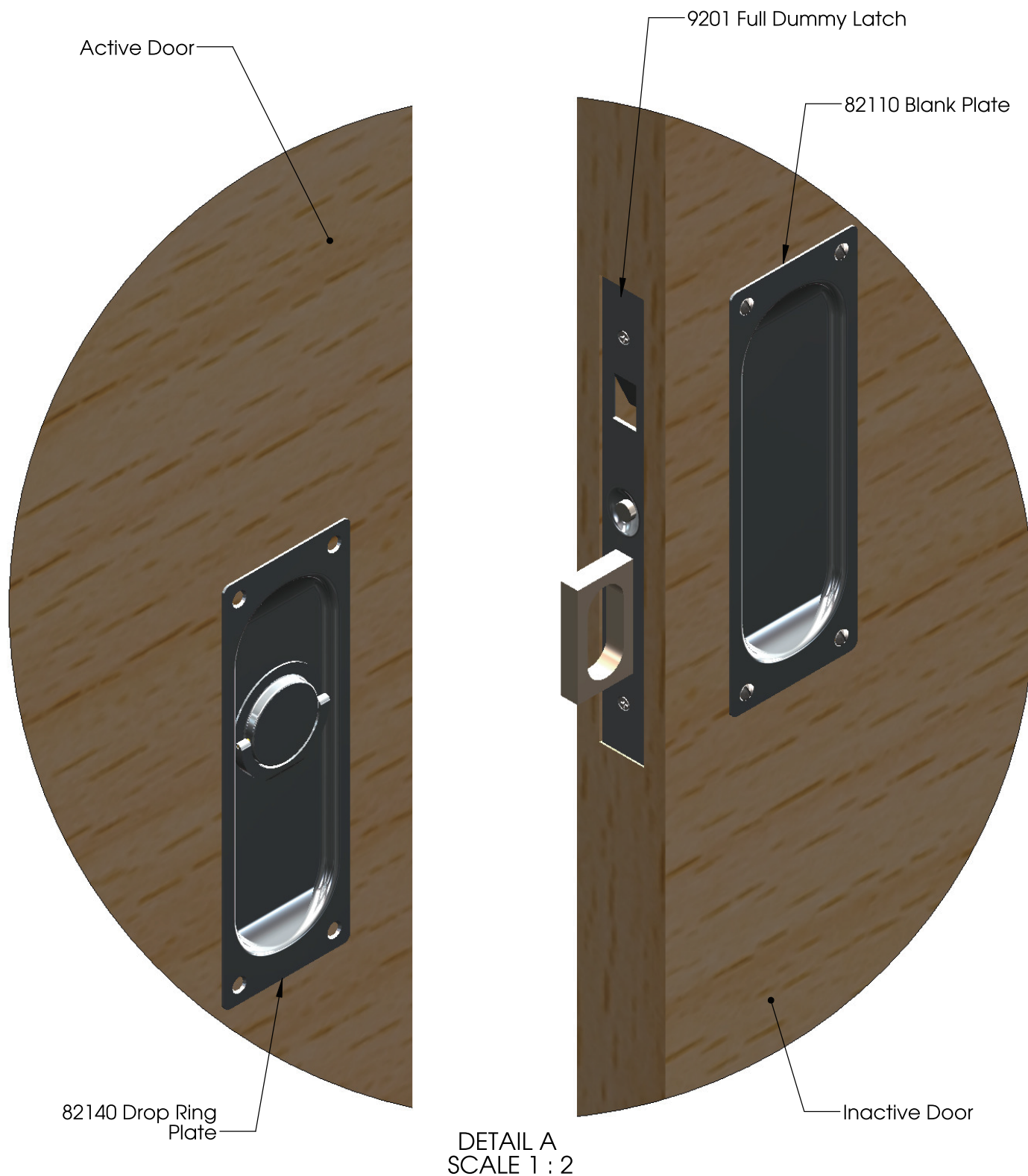


# TYPICAL 9201 FULL DUMMY (NON-LATCHING PASSAGE) APPLICATION



THE INFORMATION CONTAINED IN THIS DRAWING IS THE SOLE PROPERTY OF ERIC MORRIS & COMPANY. ANY REPRODUCTION IN PART OR AS A WHOLE WITHOUT THE WRITTEN PERMISSION OF ERIC MORRIS & COMPANY IS STRICTLY PROHIBITED.

TITLE:

DO NOT SCALE DRAWING

SCALE:1:1

SHEET 1 OF 1



Phone: +1-856-997-0222  
 Fax: +1-856-294-5116  
 Email: [info@ericmorrisandco.com](mailto:info@ericmorrisandco.com)  
 Web: <http://www.ericmorrisandco.com>  
 Address: ERIC MORRIS & COMPANY  
 7249-A Browning Road  
 Pennsauken, NJ 08109

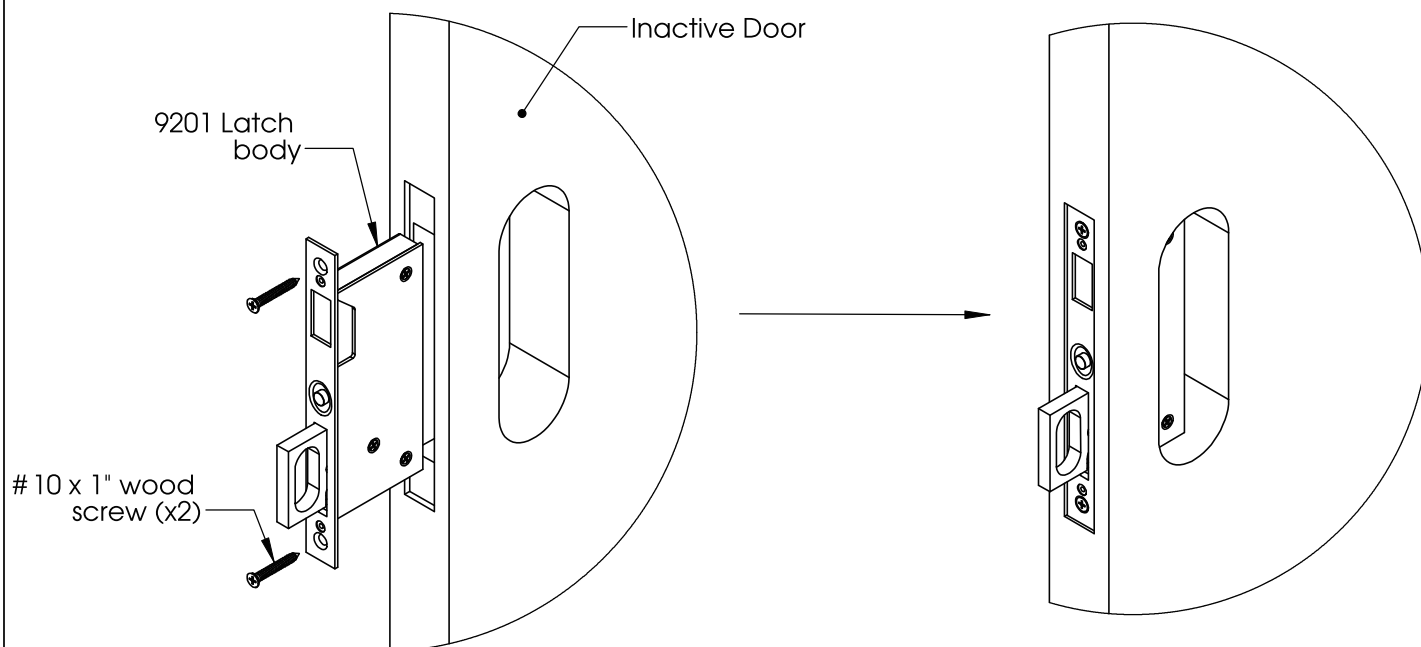
# 9201 Full Dummy (Non-Latching Passage) Latch Installation Guide

1) The 9201 latch is most commonly used in a double pocket door application as shown on the first page and in place of mounting the dust proof strike in the "non-active" door with a separate door pull (9202).

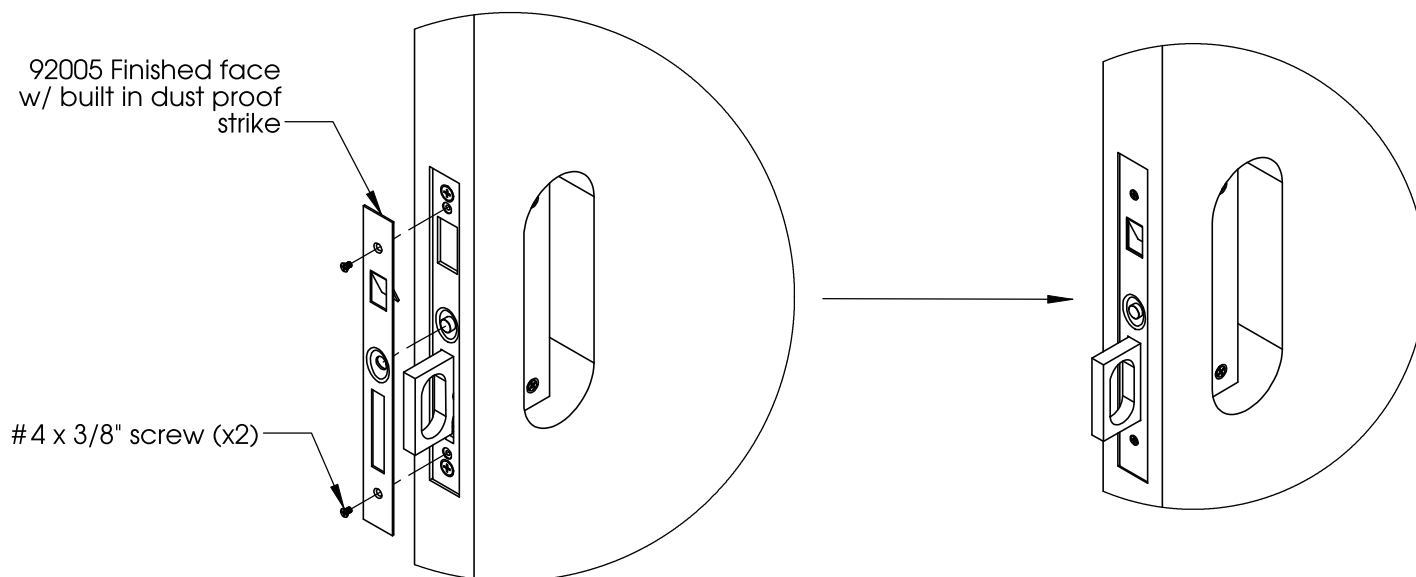
2) Prep the door according to the door prep guide shown on the back page.

NOTE: Both doors can be prepped according to the 9200 PDL door prep guide if two different door preps are not desirable.

3) Install 9201 Pocket Door Latch using the two # 10 screws provided as shown below.



4) Install 92005 finished face plate with built in dust proof strike using the two (2) #4 x 3/8" machine screws provided as shown below.



THE INFORMATION CONTAINED IN THIS DRAWING IS THE SOLE PROPERTY OF ERIC MORRIS & COMPANY. ANY REPRODUCTION IN PART OR AS A WHOLE WITHOUT THE WRITTEN PERMISSION OF ERIC MORRIS & COMPANY IS STRICTLY PROHIBITED.

TITLE:

DO NOT SCALE DRAWING

SCALE:1:1

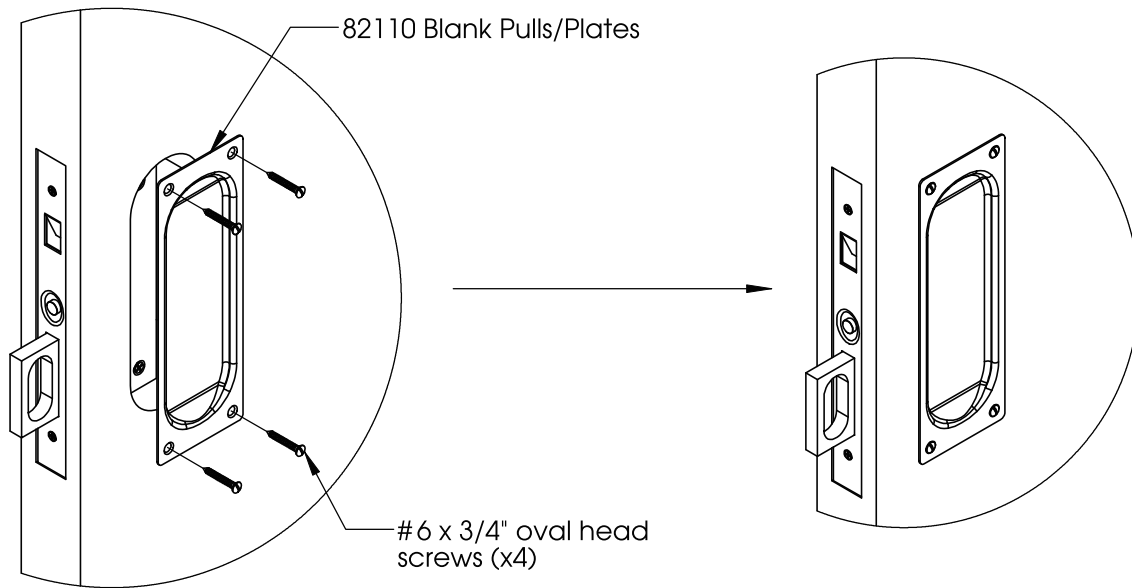
SHEET 1 OF 1



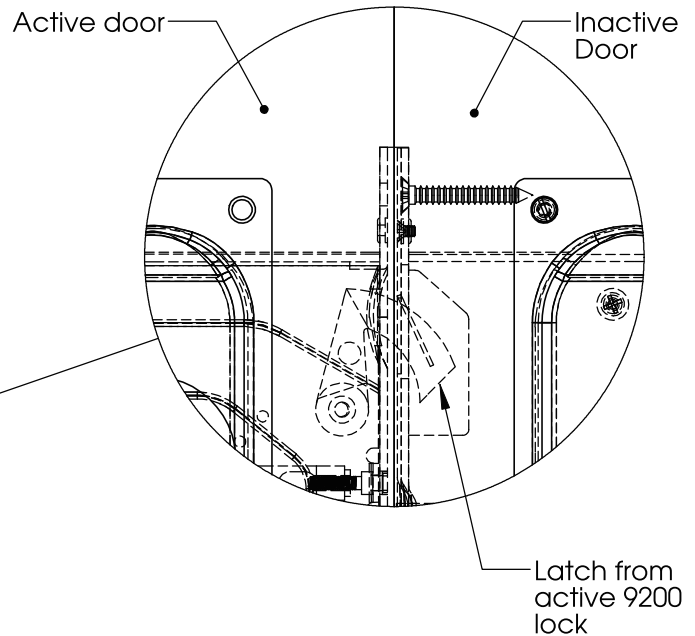
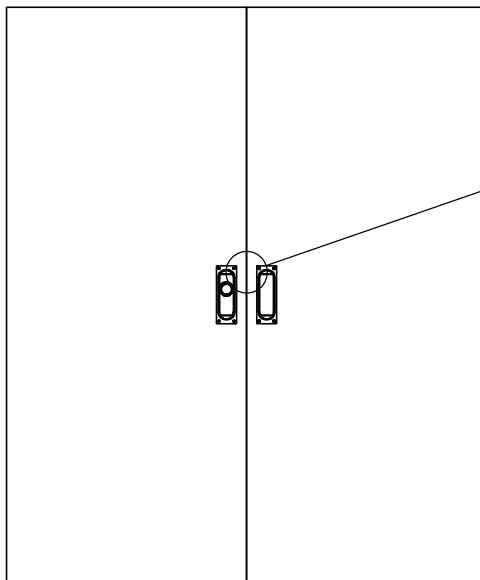
Phone: +1-856-997-0222  
Fax: +1-856-294-5116  
Email: [info@ericmorrisandco.com](mailto:info@ericmorrisandco.com)  
Web: <http://www.ericmorrisandco.com>  
Address: ERIC MORRIS & COMPANY  
7249-A Browning Road  
Pennsauken, NJ 08109

# 9201Full Dummy (Non-Latching Passage) Latch Installation Guide

5) Install 82110 blank pulls/plates to both sides of the door using the four (4) #6 x 3/4" oval head wood screws provided, as shown below.



Typical Double Pocket Door Application  
(Viewed from Inside Room)



THE INFORMATION CONTAINED IN THIS DRAWING IS THE SOLE PROPERTY OF ERIC MORRIS & COMPANY. ANY REPRODUCTION IN PART OR AS A WHOLE WITHOUT THE WRITTEN PERMISSION OF ERIC MORRIS & COMPANY IS STRICTLY PROHIBITED.

TITLE:

DO NOT SCALE DRAWING

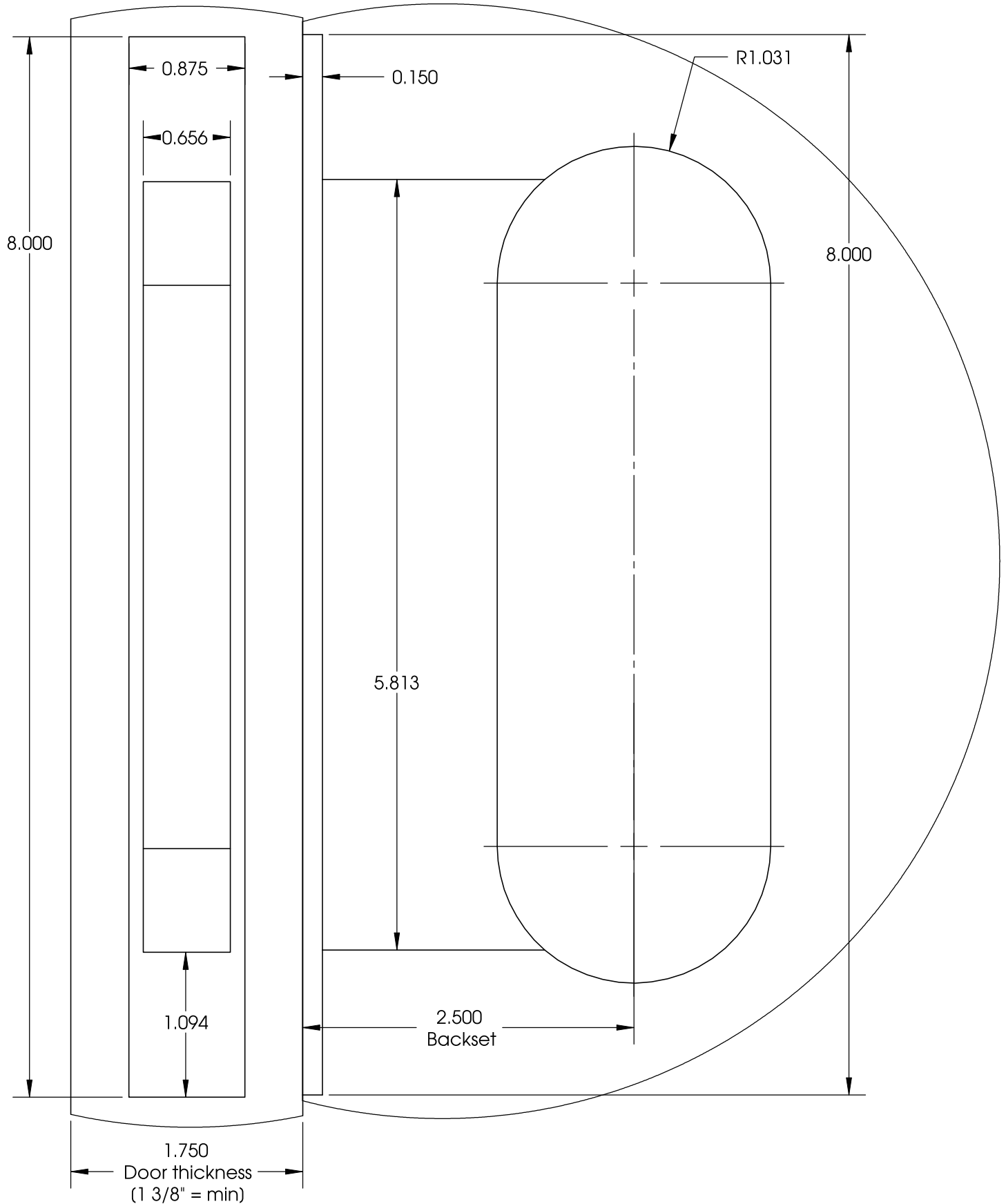
SCALE:1:1

SHEET 1 OF 1



Phone: +1-856-997-0222  
Fax: +1-856-294-5116  
Email: [info@ericmorrisandco.com](mailto:info@ericmorrisandco.com)  
Web: <http://www.ericmorrisandco.com>  
Address: ERIC MORRIS & COMPANY  
7249-A Browning Road  
Pennsauken, NJ 08109

# 9201 Full Dummy (Non-Latching Passage) Door Prep



THE INFORMATION CONTAINED IN THIS DRAWING IS THE SOLE PROPERTY OF ERIC MORRIS & COMPANY. ANY REPRODUCTION IN PART OR AS A WHOLE WITHOUT THE WRITTEN PERMISSION OF ERIC MORRIS & COMPANY IS STRICTLY PROHIBITED.

TITLE:

DO NOT SCALE DRAWING

SCALE: 1:1

SHEET 1 OF 1



Phone: +1-856-997-0222  
 Fax: +1-856-294-5116  
 Email: [info@ericmorrisandco.com](mailto:info@ericmorrisandco.com)  
 Web: <http://www.ericmorrisandco.com>  
 Address: ERIC MORRIS & COMPANY  
 7249-A Browning Road  
 Pennsauken, NJ 08109