

CRYSTORAMA

1958

95 Cantiague Rock Road, Westbury NY 11590


ph:516.931.9090 fax:516.931.1254

info@crystorama.com www.crystorama.com

MODEL#:9230 ASSEMBLY AND DRESSING INSTRUCTIONS



WARNING:



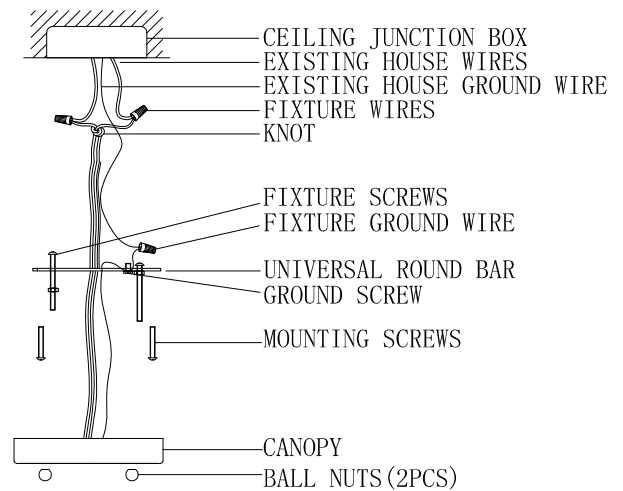
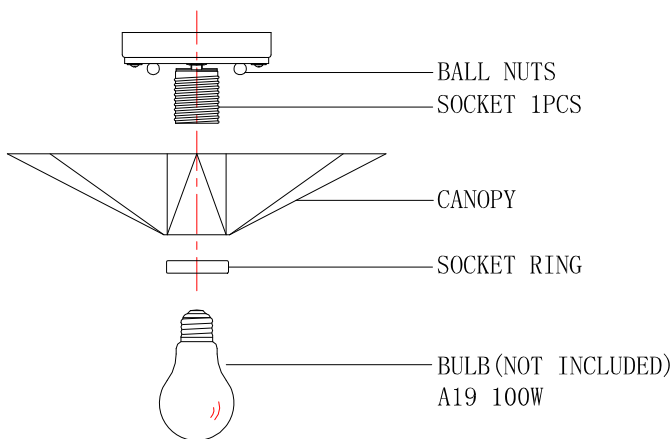
Electrical Danger Turn Power Off

All electrical components must be installed by a licensed electrician in accordance with the National Electric Code and the appropriate local electrical codes.

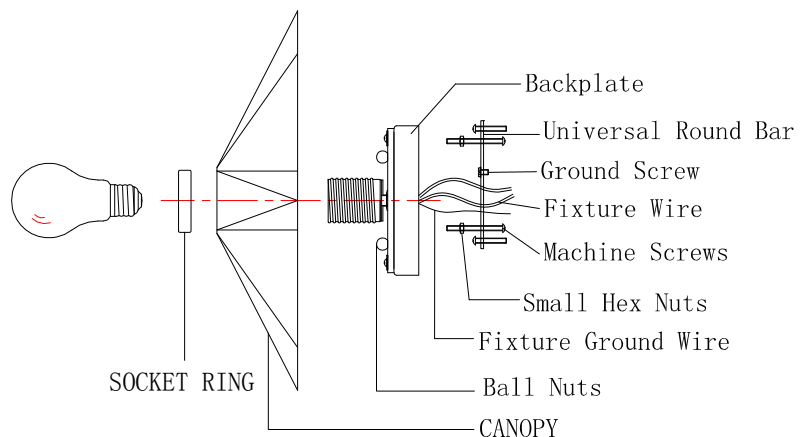
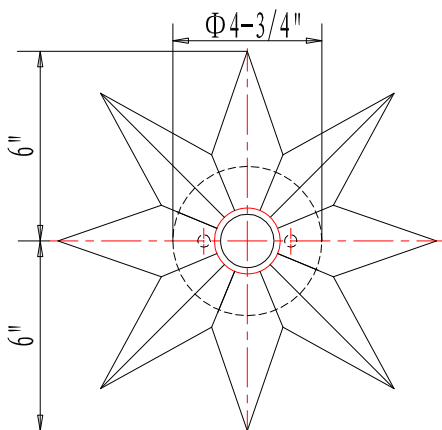


You will need 1 - Med. Bulb
60 Watts Recommended
100Watts Max
Bulb not included.

SEMI-FLUSH INSTALLATION



WALL SCONCE INSTALLATION



2012-03-06