



1958

CRYSTORAMA

LIGHTING GROUP

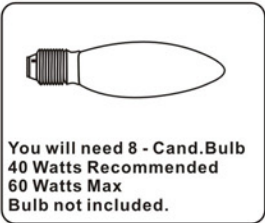
95 Cantiague Rock Road Westbury, NY 11590 Tel:(516) 931-9090 Fax:(516) 931-1254 www.crystorama.com

MODEL#:5198

ASSEMBLY AND DRESSING INSTRUCTIONS



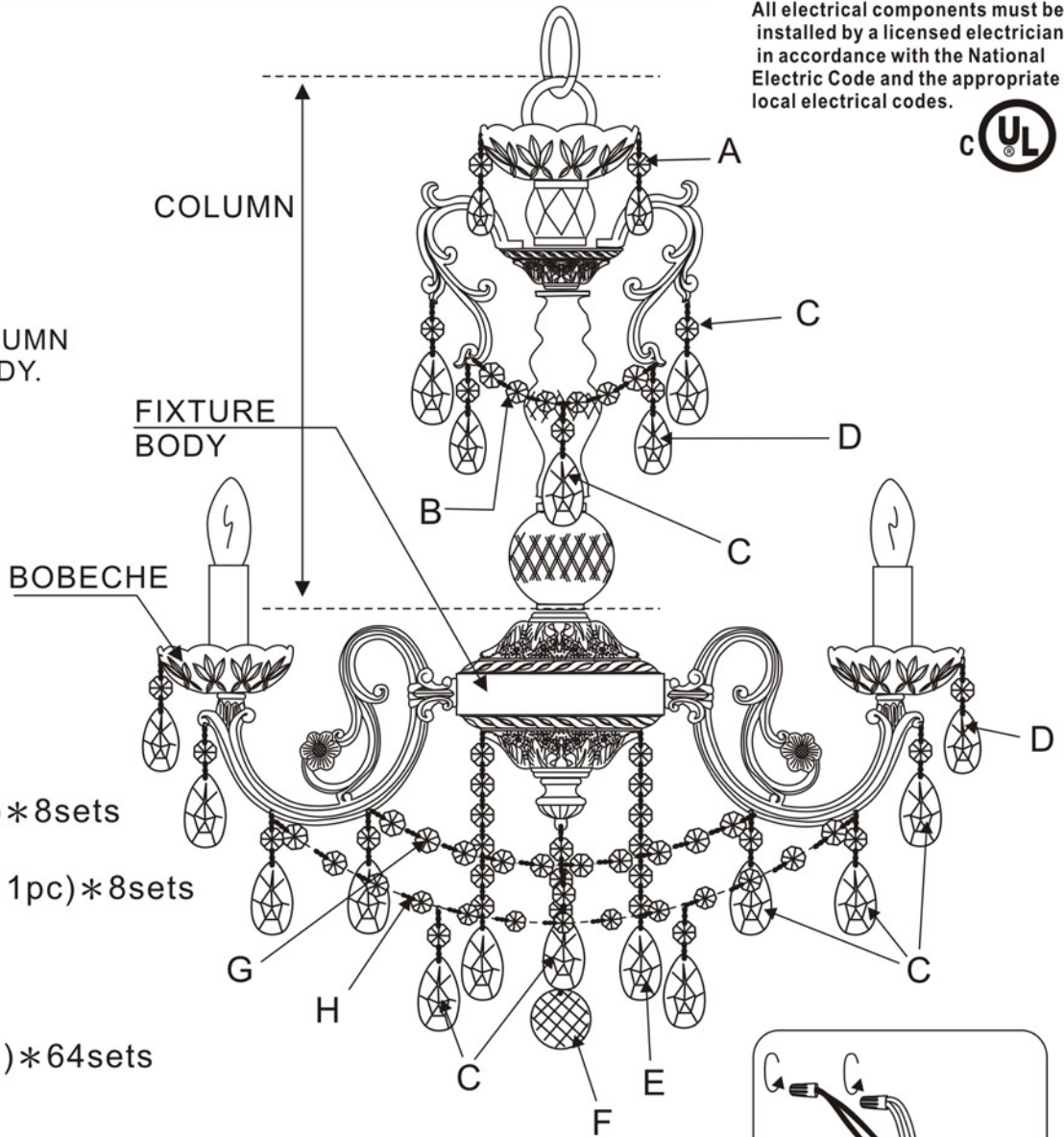
All electrical components must be installed by a licensed electrician in accordance with the National Electric Code and the appropriate local electrical codes.











You will need 8 - Cand.Bulb
40 Watts Recommended
60 Watts Max
Bulb not included.

ASSEMBLY STEPS:

- 1) ASSEMBLE THE COLUMN TO THE FIXTURE BODY.
- 2) PUT BOBECHES.
- 3) HANGING ALL THE CRYSTAL A~H.



- A  (14mm+38mm)* 8sets
- B  (14mm*6pcs+C* 1pc)* 8sets
- C  (14mm+63mm)* 64sets
- D  (14mm+48mm)* 48sets
- E  (14mm* 6pcs+63mm)* 8sets
- F  (14mm* 5pcs+40mm)* 1set
- G  (14mm* 10pcs+C* 1pc)* 8sets
- H  (14mm* 13pcs+C* 2pcs)* 8sets

