



1958

CRYSTORAMA

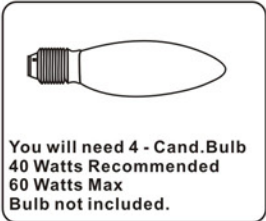
LIGHTING GROUP

95 Cantiague Rock Road Westbury, NY 11590 Tel:(516) 931-9090 Fax:(516) 931-1254 www.crystorama.com

MODEL#:5194 ASSEMBLY AND DRESSING INSTRUCTIONS

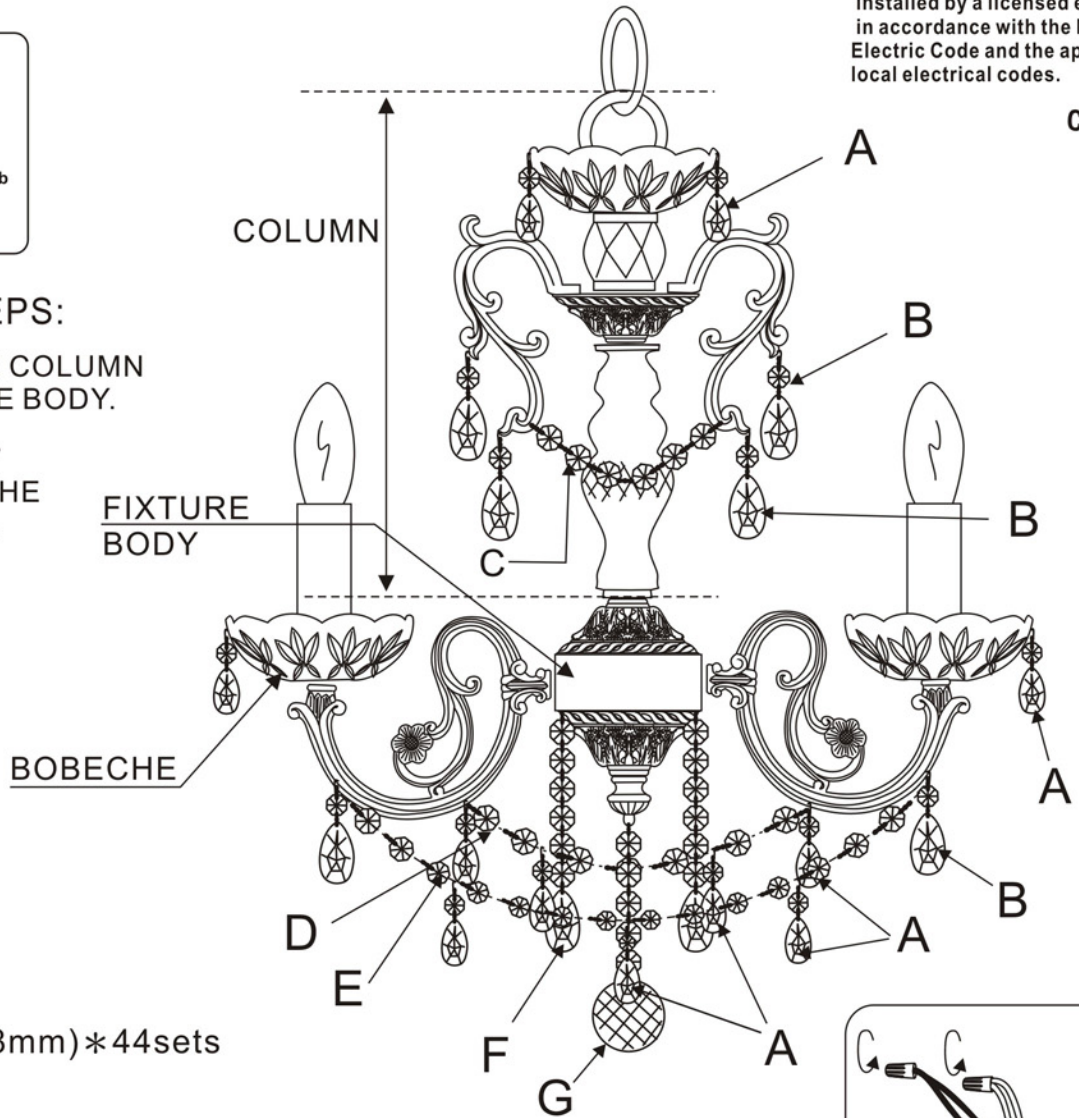



All electrical components must be installed by a licensed electrician in accordance with the National Electric Code and the appropriate local electrical codes.





ASSEMBLY STEPS:


- 1) ASSEMBLE THE COLUMN TO THE FIXTURE BODY.
- 2) PUT BOBECHES.
- 3) HANGING ALL THE CRYSTAL A~G.




A  (14mm+38mm)*44sets

B  (14mm+48mm)*16sets

C  (14mm*6pcs)*4sets

D  (14mm*8pcs+A*2pcs)*4sets

E  (14mm*14pcs+A*3pcs)*4sets

F  (14mm*6pcs+48mm)*4sets

G  (14mm*5pcs+40mm)*1sets

