

CRYST RAMA



1958

95 Cantiague Rock Road, Westbury NY 11590

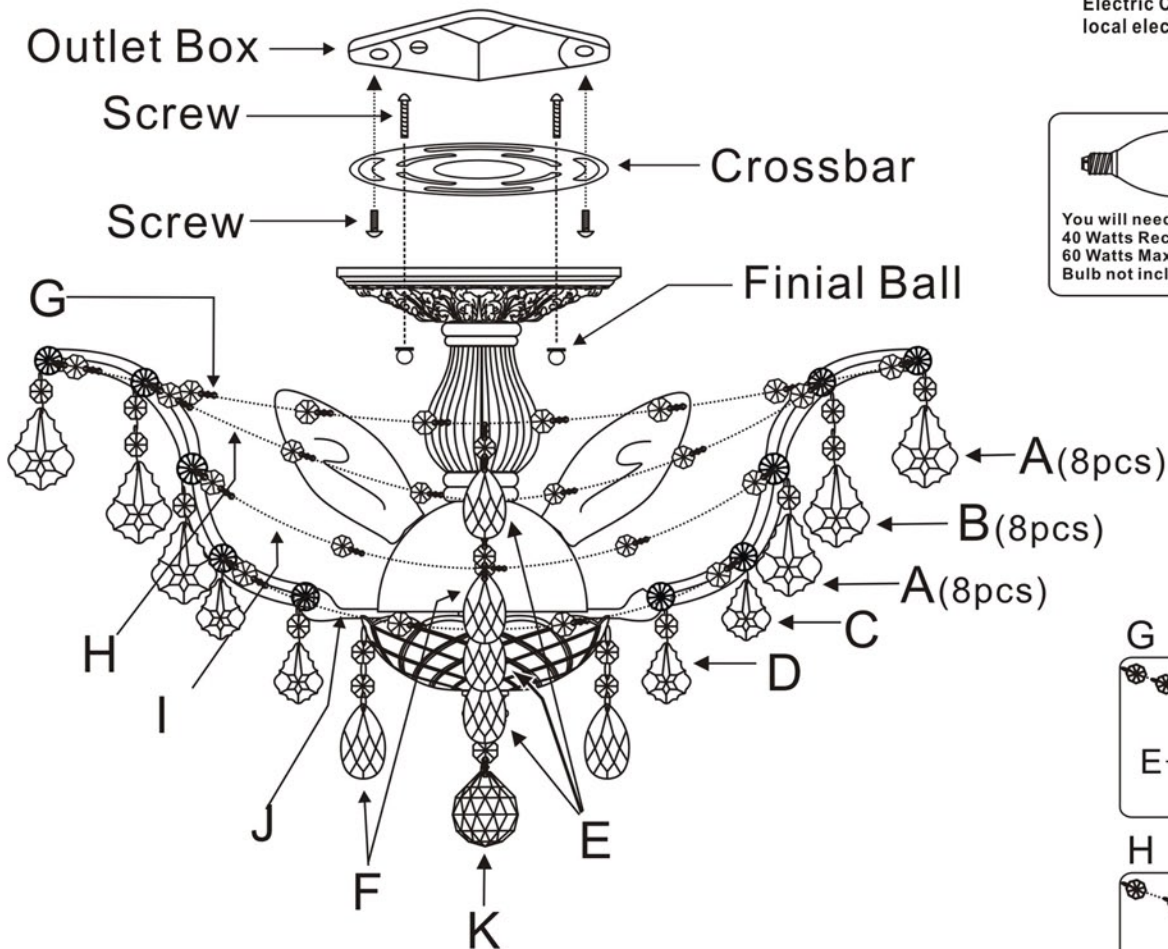
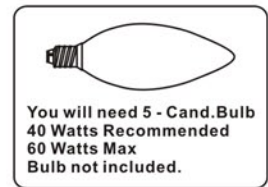
ph:516.931.9090 fax: 516. 931.1254







info@crystorama.com www.crystorama.com




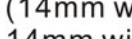

MODEL#:4437-CL-MWP ASSEMBLY AND DRESSING INSTRUCTIONS



All electrical components must be installed by a licensed electrician in accordance with the National Electric Code and the appropriate local electrical codes.



- A=  (14mm+63mm)*16sets
- B=  (14mm*2+63mm)*8sets
- C=  (50mm)*8sets
- D=  (14mm+50mm)*8sets
- E=  (14mm+50mm)*24sets
- F=  (14mm*2+50mm)*16sets

- G=  (14mm*8)*8sets
- H=  (14mm*6)*8sets
- I=  (14mm with 2 holes x 4 + 14mm with 3 holes x 1)*8sets
- J=  (14mm*4)*8sets
- K=  (14mm+40mm)*1pc

