

CRYST RAMA



1958

95 Cantiague Rock Road, Westbury NY 11590

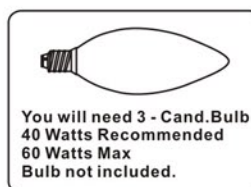
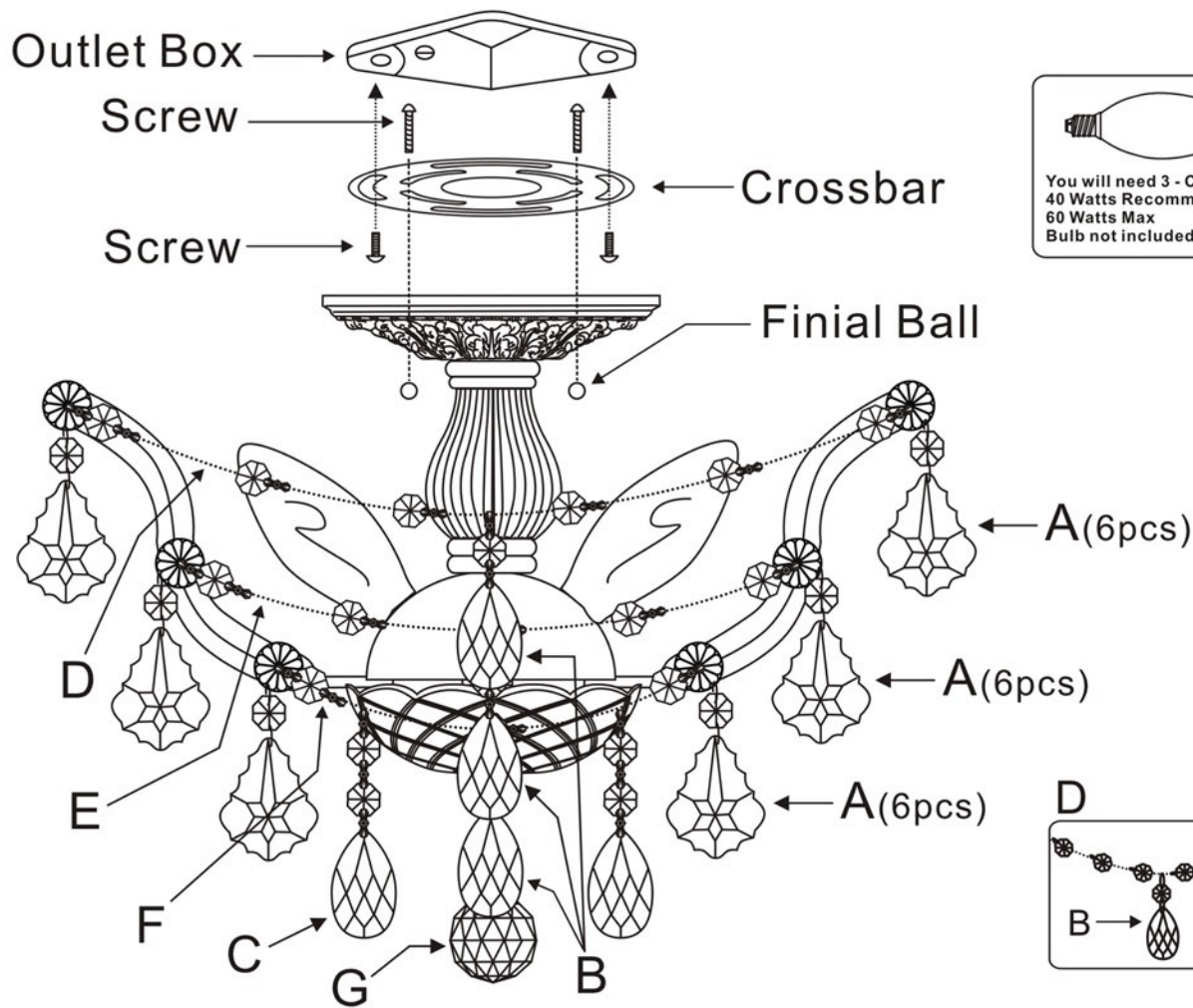
ph:516.931.9090 fax: 516. 931.1254


info@crystorama.com www.crystorama.com


MODEL#:4430-GD-CL-MWP ASSEMBLY AND DRESSING INSTRUCTIONS




All electrical components must be installed by a licensed electrician in accordance with the National Electric Code and the appropriate local electrical codes.




A=  (14mm+63mm)* 18sets

B=  (14mm+50mm)* 18sets

C=  (14mm*2+50mm)* 6sets

D=  (14mm*6)* 6sets

E=  (14mm with 2 holes x 4+ 14mm with 3 holes x1)* 6sets

F=  (14mm with 2 holes x 2+ 14mm with 3 holes x1)* 6sets

G=  (14mm+40mm)* 1pc

