

CRYSTORAMA

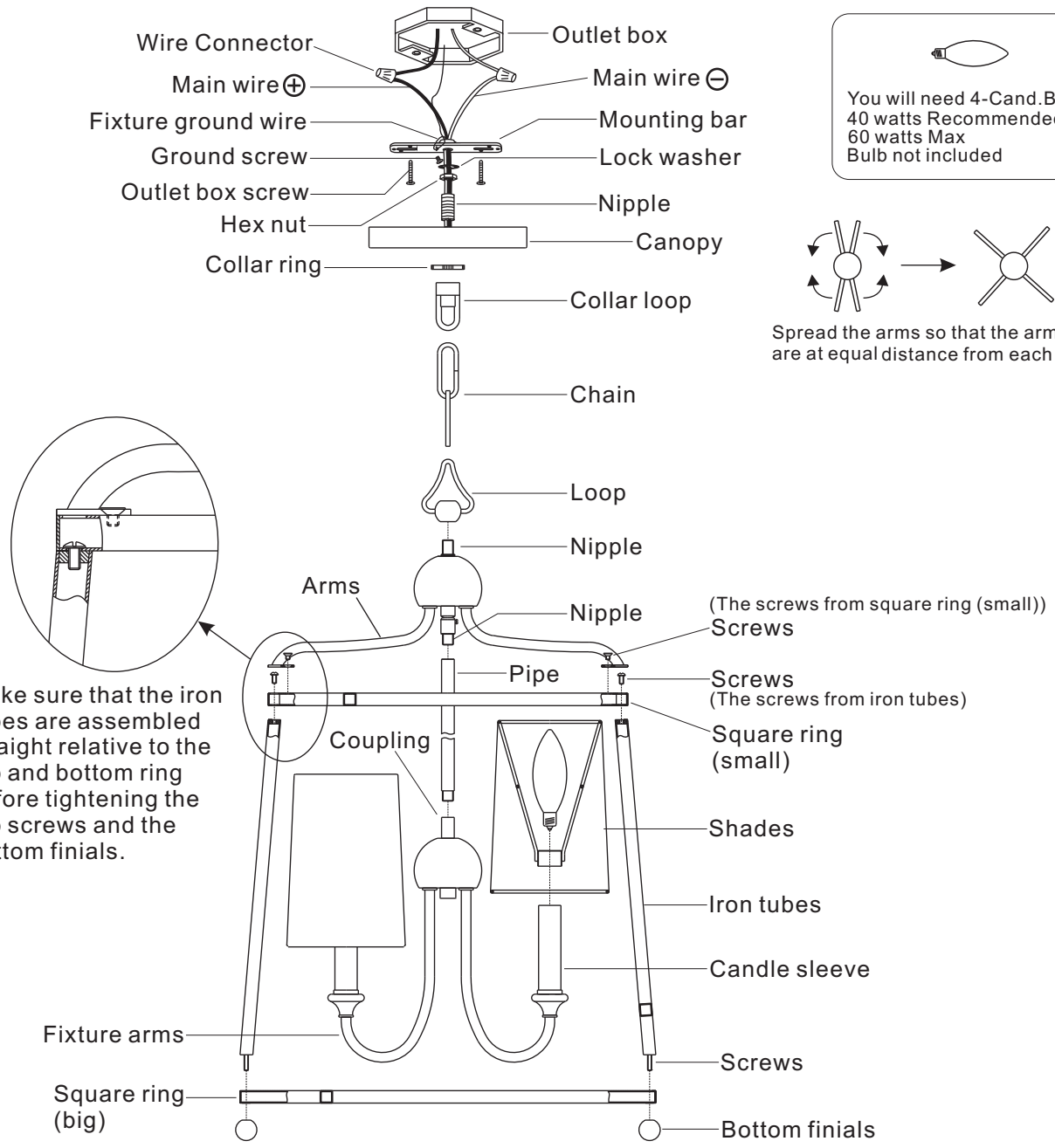
1958


95 Cantiague Rock Road, Westbury NY 11590
 ph:516.931.9090 fax:516.931.1254
 info@crystorama.com www.crystorama.com

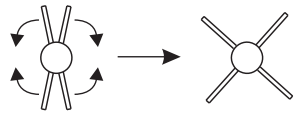
MODEL#: 2245-DB ASSEMBLY AND DRESSING INSTRUCTIONS

IMPORTANT

TURN OFF THE POWER AT THE MAIN FUSE OR CIRCUIT BREAKER BOX BEFORE STARTING INSTALLATION




 You will need 4-Cand. BULB
 40 watts Recommended
 60 watts Max
 Bulb not included



Spread the arms so that the arms are at equal distance from each other.

Make sure that the iron tubes are assembled straight relative to the top and bottom ring before tightening the top screws and the bottom finials.