

CRYSTORAMA

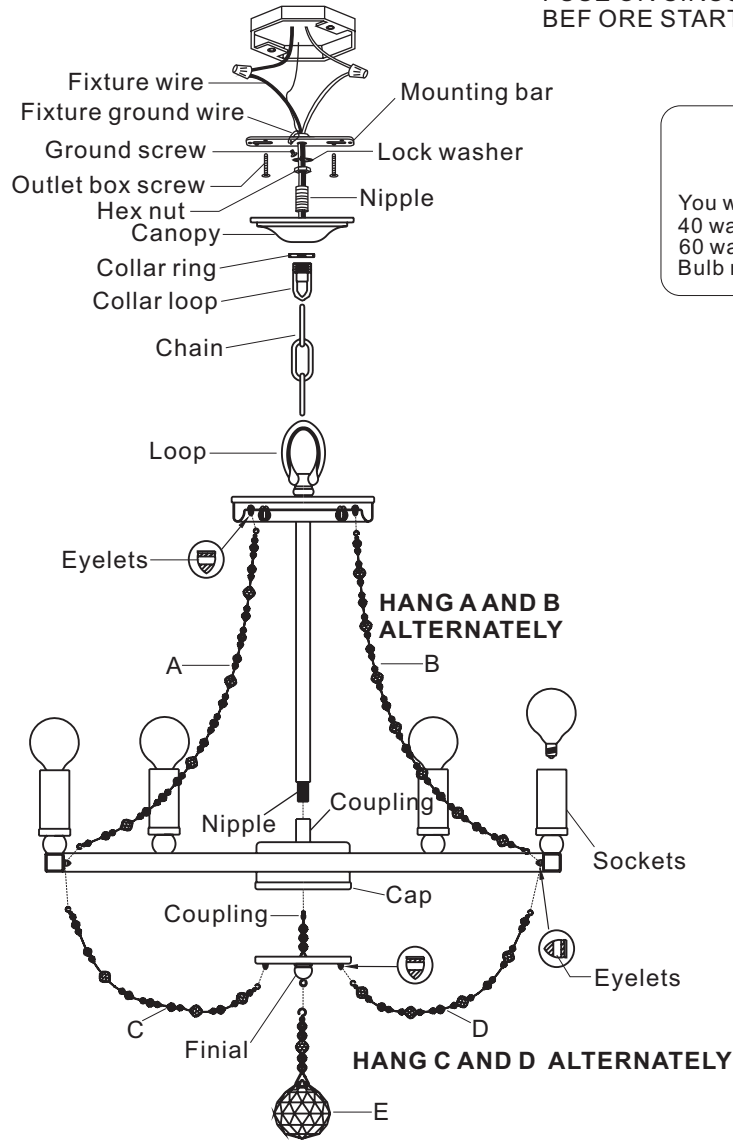
1958


95 Cantiague Rock Road, Westbury NY 11590
 ph:516.931.9090 fax:516.931.1254
 info@crystorama.com www.crystorama.com

MODEL#: 1548-CH ASSEMBLY AND DRESSING INSTRUCTIONS

IMPORTANT

TURN OFF THE POWER AT THE MAIN FUSE OR CIRCUIT BREAKER BOX BEFORE STARTING INSTALLATION



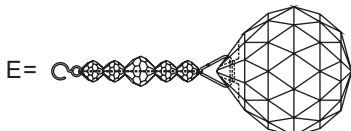

 You will need 8-Cand.BULB
 40 watts Recommended
 60 watts Max
 Bulb not included

A= 
 (GS10mmx8pcs+SS10mmx9pcs+14mmx12pcs+20mmx4pcs)X12pcs

B= 
 (GS10mmx7pcs+SS10mmx14pcs+14mmx7pcs+20mmx7pcs)X12pcs

C= 
 (GS10mmx4pcs+SS10mmx6pcs+14mmx7pcs+20mmx2pcs)X12pcs

D= 
 (GS10mmx4pcs+SS10mmx7pcs+14mmx4pcs+20mmx4pcs)X12pcs



(GS10mmx2pcs+SS10mmx2pcs+14mmx1pc+60mmx1pc)X1pc