

CRYST RAMA



1958

95 Cantiague Rock Road, Westbury NY 11590

ph:516.931.9090 fax: 516. 931.1254


info@crystorama.com www.crystorama.com

MODEL#: 1078-WW ASSEMBLY AND DRESSING INSTRUCTIONS


A=  (1 Jewels + 9/50-2") x 38pcs


B=  (2 Jewels + 9/63-2.5") x 16pcs

C=  (20 Jewels Strand) x 16pcs

D= 
(7 Jewels + 1 square 4 holes) + (8 Jewels + 9/63-2.5") x 8pcs

E=  (1 Square 4 Holes + 1 Jewels + 9/63-2.5") x 8pcs

F=  (8 Jewels Strand) x 8pcs

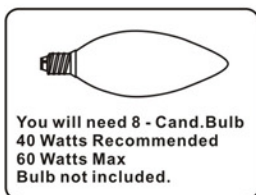

G= 
(1 x 40mm Ball + 3 Jewels) x 1pc



All electrical components must be installed by a licensed electrician in accordance with the National Electric Code and the appropriate local electrical codes.



1 Bobeche
with 4 A Trim.



Attach to next bobèche.

