

CRYST RAMA




1958

95 Cantiague Rock Road, Westbury NY 11590
 ph:516.931.9090 fax: 516. 931.1254
 info@crystorama.com www.crystorama.com

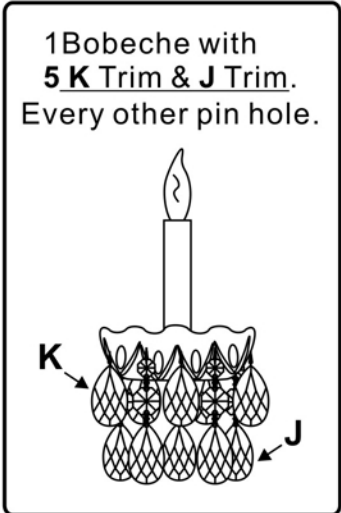
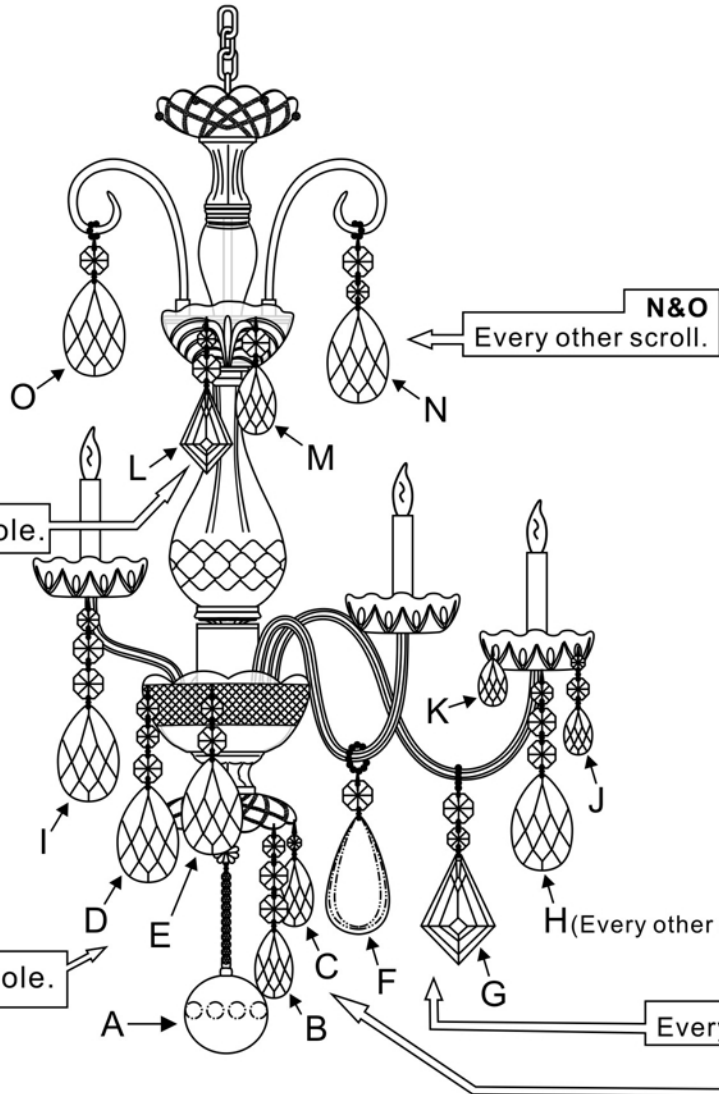
MODEL#: 1045-CL-MWP ASSEMBLY AND DRESSING INSTRUCTIONS


















All electrical components must be installed by a licensed electrician in accordance with the National Electric Code and the appropriate local electrical codes.

You will need 12 - Cand. Bulb
 40 Watts Recommended
 60 Watts Max
 Bulb not included.



- A =  (1x80mm Ball+10x12mm ball+2xRosets)x1set
- B =  (7/75-3"+2x28mm Jewels+1x22mm jewel)x5sets
- C =  (7/75-3"+1x14mm Jewel)x5sets
- D =  (2504-4"+1x28mm Jewel+2x22mm jewels)x6sets
- E =  (2504-4"+1x28mm Jewel+1x22mm jewel)x6sets
- F =  (2513/5"+1x30mm Jewel+1xRing beads)x3sets
- G =  (2511-5"+1x22mm Jewel+1x30mm jewel+1xRing beads)x3sets
- H =  (2505-4"+2x28mm Jewels+1x22mm jewel)x3sets
- I =  (2504-4"+2x30mm Jewels+1x22mm jewel)x6sets
- J =  (7/50-2"+1x22mm Jewel+1x14mm jewel)x60sets
- K =  (7/50-2")x60sets
- L =  (2511/90-3.5"+1x28mm Jewel+1x18mm jewel)x4sets
- M =  (7/75-3"+1x28mm Jewel)x4sets
- N =  (2505-4"+1x30mm Jewel+1x22mm jewel+1xRing beads)x3sets
- O =  (2505-4"+1x28mm Jewel+1xRing beads)x3sets