

CRYST RAMA



1958

95 Cantiague Rock Road, Westbury NY 11590


ph:516.931.9090 fax: 516. 931.1254

info@crystorama.com www.crystorama.com

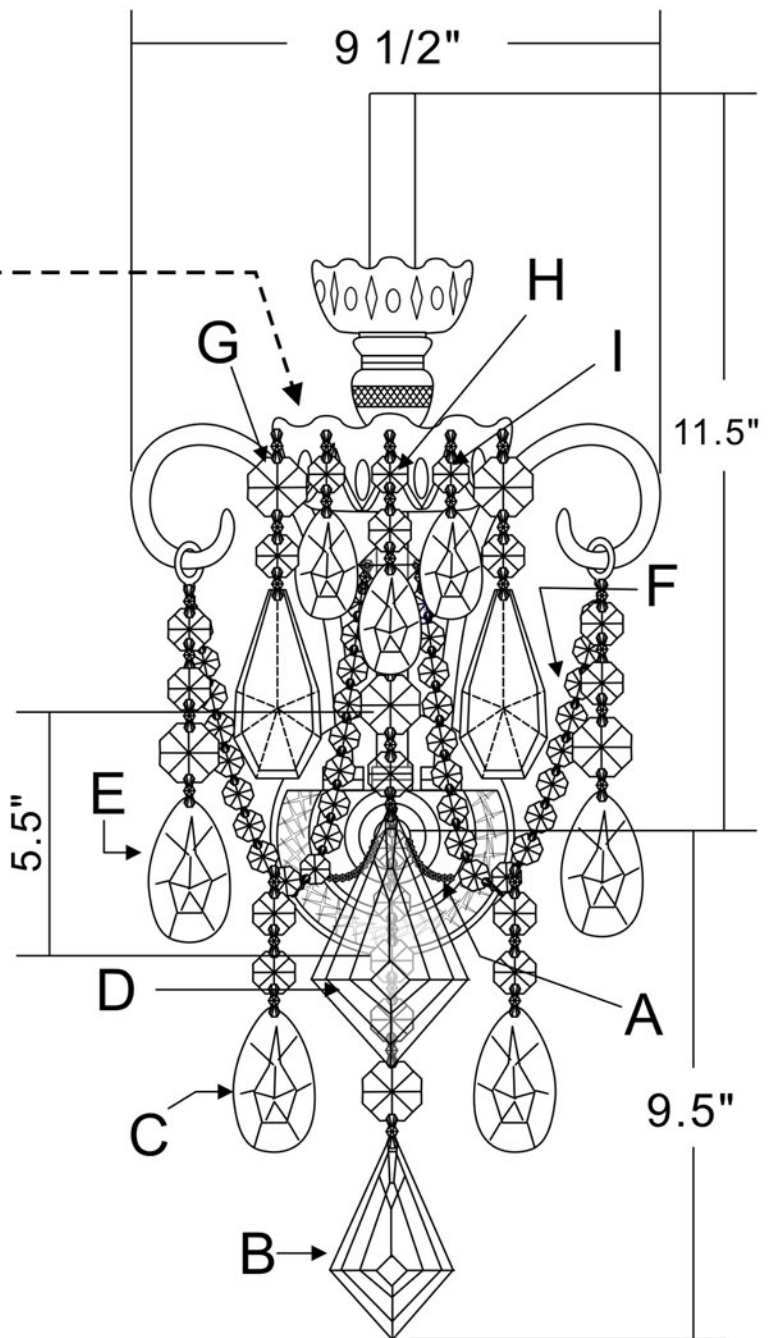
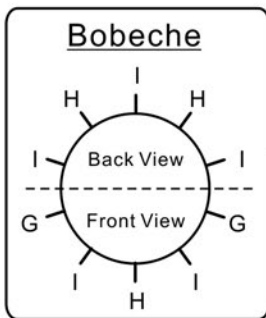
MODEL#: 1041-MWP ASSEMBLY AND DRESSING INSTRUCTIONS



All electrical components must be installed by a licensed electrician in accordance with the National Electric Code and the appropriate local electrical codes.



Depth: 8"



A = (5mm Ball x 22pcs) * 1pc

B = (2511/100mm-4" + 28mm Jewel x1 + 22mm Jewel x2 + 14mm Jewel x2) * 1pc

C = (2504-3.5" + 22mm Jewel x2) * 2pcs

D = (2511-5" + 22mm Jewel x2 + 28mm Jewel x1 + 1 Square 4Holes) * 1pc

E = (2504-3.5" + 28mm Jewel x1 + 22mm Jewel x2 + 1 Ring) * 2pcs

F = (18 Jewels Strand) * 2pcs

G = (80mm + 22mm Jewel x1 + 28mm Jewel x1) * 2pcs

H = (AS-7/50-2" + 22mm Jewel x1 + 14mm Jewel x1) * 3pcs

I = (AS-7/50-2") * 5pcs