

CRYST RAMA



1958

95 Cantiague Rock Road, Westbury NY 11590

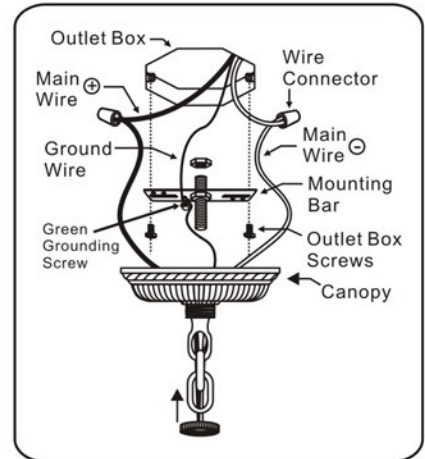

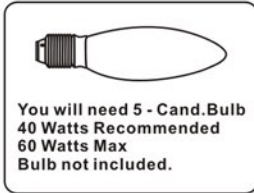
ph:516.931.9090 fax: 516. 931.1254

info@crystorama.com www.crystorama.com

MODEL#:5575-MWP ASSEMBLY AND DRESSING INSTRUCTIONS



All electrical components must be installed by a licensed electrician in accordance with the National Electric Code and the appropriate local electrical codes.



A= (14mm+40mm Ball) * 2sets

B= (14mmx3 + 9/64-2.5") * 10sets

C= (Square + 14mm + 9/64-2.5") * 10sets

D= (Square + 9/64-2.5") * 5sets

E= (Square + 9/76-3") * 5sets

F= (14mm+9/50-2") * 10sets

G= (14mmx5+9/50-2") * 5sets

H= (14mmx4+Square with 3 holes +14mmx4) * 5sets

I= (14mmx5+Square with 3 holes +14mmx5) * 10sets

J= (14mmx18) * 5sets

K= (9/64-2.5"-no jewel) * 10sets

L= (9/76-3"-no jewel) * 5sets