

# CRYST RAMA




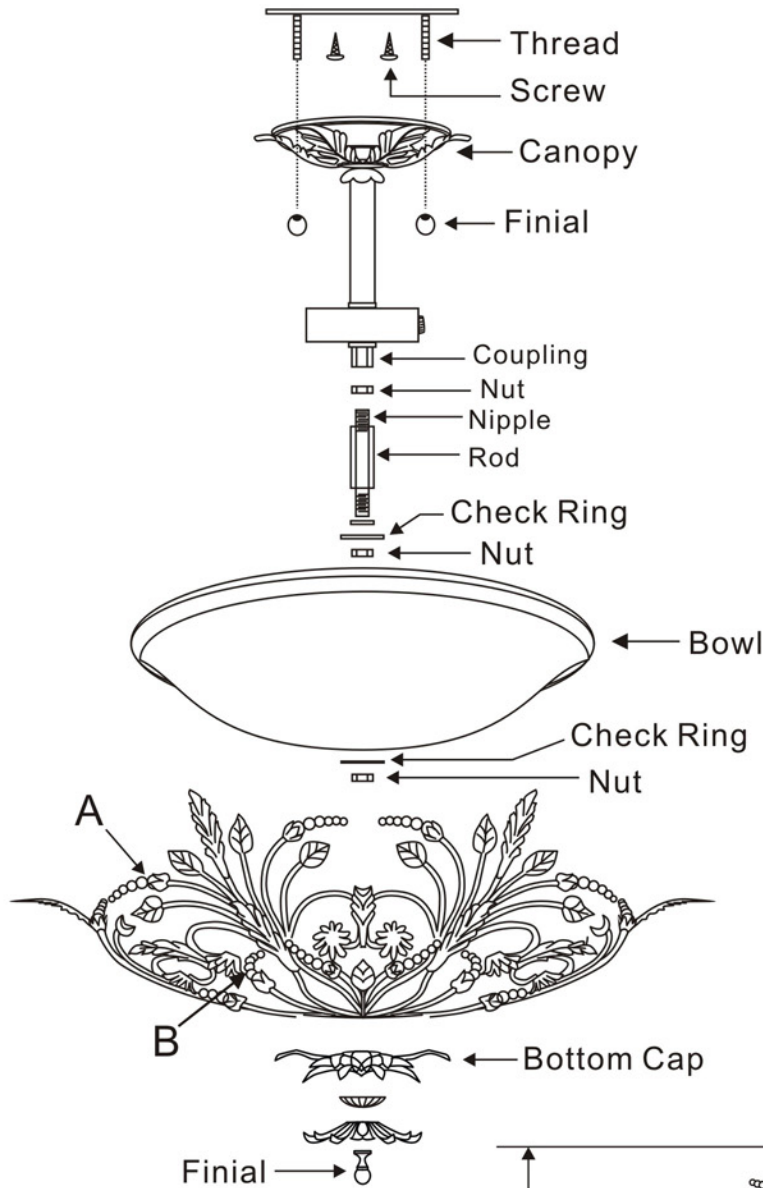

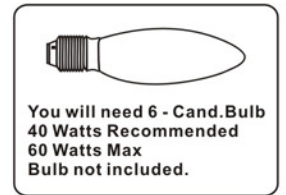
1958

95 Cantiague Rock Road, Westbury NY 11590  
 ph: 516.931.9090 fax: 516.931.1254  
 info@crystorama.com • www.crystorama.com

## MODEL#: 4704 ASSEMBLY AND DRESSING INSTRUCTIONS



All electrical components must be installed by a licensed electrician in accordance with the National Electric Code and the appropriate local electrical codes.



- A= ●●●● (8mm \* 2pc + 10mm + 8mm + 6mm) \* 12sets  
 -(already install in fixture.)
- B= ●●●●●● (8mm \* 3pc + 10mm \* 2pc + 8mm \* 3pc) \* 12sets  
 -(already install in fixture.)