

# CRYSTORAMA




1958

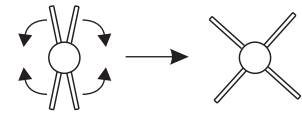
95 Cantiague Rock Road, Westbury NY 11590  
 ph:516.931.9090 fax:516.931.1254  
 info@crystorama.com www.crystorama.com

## MODEL#: 2244-DB ASSEMBLY AND DRESSING INSTRUCTIONS

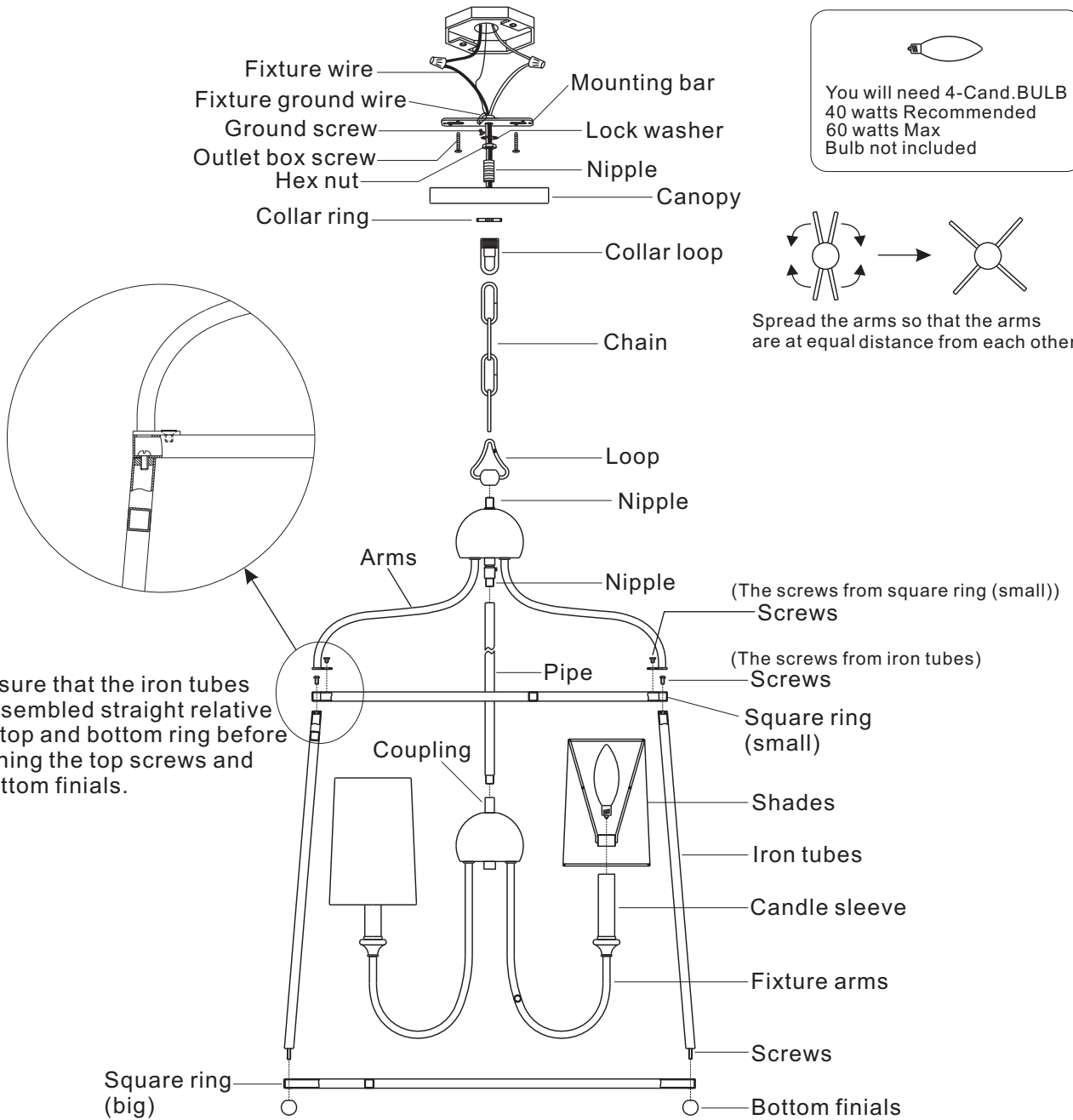
### IMPORTANT

TURN OFF THE POWER AT THE MAIN FUSE OR CIRCUIT BREAKER BOX BEFORE STARTING INSTALLATION

  
 You will need 4-Cand.BULB  
 40 watts Recommended  
 60 watts Max  
 Bulb not included



Spread the arms so that the arms are at equal distance from each other.



Make sure that the iron tubes are assembled straight relative to the top and bottom ring before tightening the top screws and the bottom finials.