

# CRYST RAMA



1958

95 Cantiague Rock Road, Westbury NY 11590

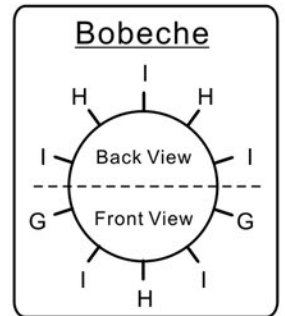

ph:516.931.9090 fax: 516. 931.1254

info@crystorama.com www.crystorama.com

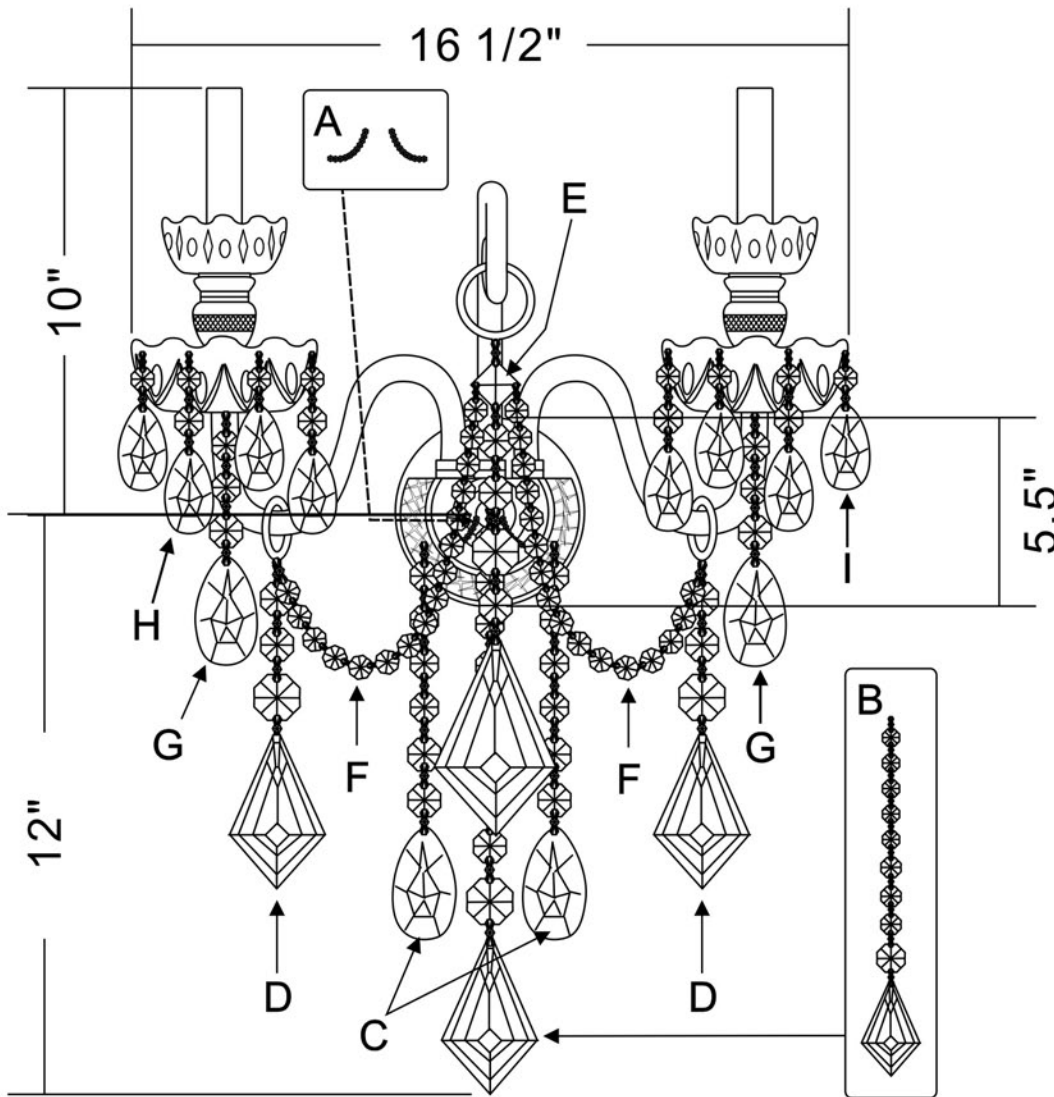
## MODEL#: 1042-MWP ASSEMBLY AND DRESSING INSTRUCTIONS



All electrical components must be installed by a licensed electrician in accordance with the National Electric Code and the appropriate local electrical codes.



Depth: 7"



A= (5mm Ball x 22pcs) \* 1pc

B= (2511/100mm-4" + 28mm Jewel x1 + 22mm Jewel x3 + 14mm Jewel x5) \* 1pc

C= (2504-3.5" + 22mm Jewel x2 + 14mm Jewel x4) \* 2pcs

D= (2511/100mm-4" + 22mm Jewel x2 + 28mm Jewel x1 + 1 Ring) \* 2pcs

E= (2511-5" + 28mm Jewel x1 + 22mm Jewel x3 + 1 Square 3 Holes + 1 Ring) \* 1pc

F= (16 Jewels Strand) \* 2pcs

G= (2504-3.5" + 30mm Jewel x1 + 22mm Jewel x2) \* 2pcs

H= (AS-7/50-2" + 22mm Jewel x1 + 14mm Jewel x1) \* 10pcs

I= (AS-7/50-2") \* 10pcs